



BEYOND
fire



www.osburn-australia.com

**BEYOND
EXPECTATIONS**

High quality and unique design for your comfort

2014/15
Version B

BEYOND fire

BEYOND... A single word that captures our philosophy and commitment at Osburn. This is our source of inspiration.

What does "BEYOND" mean to Osburn?

BEYOND drives us forward when we look at products. We go beyond with what we do and with our interactions in life. It is more than building and selling products. It's no longer about just doing, but doing with a purpose, doing efficiently. It is about exceeding expectations. BEYOND... drives us to do better, to be more functional and achieve higher performance. We believe great products define a great appliance manufacturer. We are not afraid to take the lead or to stretch the boundaries. When you go BEYOND..., you simply go ahead; you look at the present and envision amazing things happening for the future. That's who we are, our philosophy. Our hope is to share it with you and we invite you to take the time to discover how we go beyond.

The Osburn Team

Featured products Matrix Series



Summary



Wood heating and the environment 4

Freestanding Wood Fires

900 5

1000 6

1600 7

1800 8

2000 9

Matrix Freestanding 10

2200 11

Features, technical data and clearances 12

Insert Wood Fires

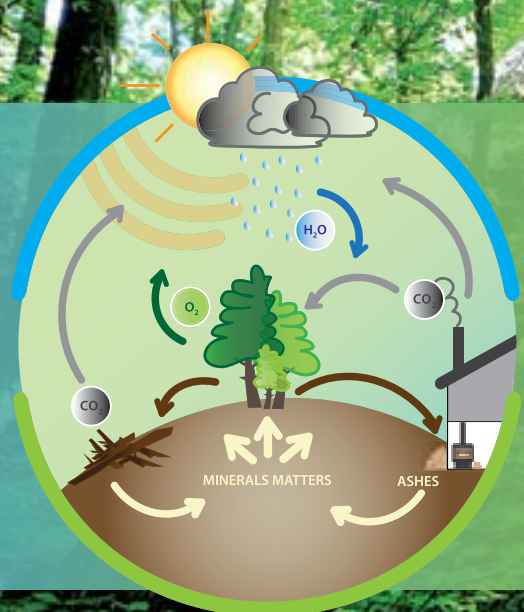
Matrix Insert 14

Features, technical data and clearances 15

Osburn warranty, limited 5 years 16



WOOD HEATING AND THE ENVIRONMENT




When oil, gas, and coal are burned, the carbon they contain is oxidized to carbon dioxide (CO₂), the main greenhouse gas. In effect, the combustion of fossil fuels releases ancient carbon (carbon that has been buried within the earth for thousands of years), thereby increasing the atmospheric concentration of carbon dioxide (CO₂). In comparison, wood combustion can be considered carbon neutral because trees absorb CO₂ as they grow. This process is called carbon sequestration.

Approximately one ton of carbon is sequestered for each cubic meter of wood. When trees mature, die, fall in the forest and decompose, the same amount of carbon is emitted as would be released if they were burned for heat. This cycle can be repeated forever without increasing atmospheric carbon. A healthy forest is not a museum, but a living community of plants and animals. When trees are used for energy, a part of the forests carbon "bank" is diverted from the natural decay and forest cycle into our homes to heat them.

When we heat with wood, we are simply tapping into the natural carbon cycle in which CO₂ flows from the atmosphere to the forest and back. The key to ecologically sound and sustainable wood energy use is to ensure that the forest remains healthy, maintains a stable level of variously aged trees and provides a good habitat for a diversity of other species, both plants and animals. Ensuring there is a healthy fuelwood market is key to a sustainable forestry plan. Landowners have more incentive to remove low value trees and manage their forests sustainably knowing there is a market for this low value material.

The combustion of wood produces small particles that are called PM2.5. Those particles are 30 times smaller than a human hair. They can aggravate certain lung and heart diseases and have been linked with health problems such as asthma. Sources of PM2.5 include combustion under various forms, such as the one used for cars and trucks, wood heating, as well as other industrial processes. While it is true that old technology like open fireplaces and simple heaters could not burn the wood completely, the new generation of wood-burning appliances are designed to burn particles. They produce almost no visible smoke. The wood heating industry has evolved. The vast majority of appliances sold on the market now meet the particles emissions limits set by the Australian Government, which has capped emissions of certified wood heating appliances to no more than 2.5g/kg. In comparison, older conventional wood appliances average 12-17g/kg. Numerous countries, provinces and municipalities, have adopted laws that regulate the sale of wood heating appliances that do not meet the latest standards in terms of particles emissions. Among them, we can name the United States, Australia, New Zealand, Canada, British Columbia, Quebec, Nova Scotia, New Brunswick and Newfoundland have also introduced laws regulating the sale of wood-heating appliances.

Wood, when burned in an appliance that has been tested to the AS/NZS 4013 (1999) standards, emits up to 90% less particles. It is a clean, renewable energy source. Furthermore, the reduction in fuelwood consumption reaches up to 33% when advanced wood combustion systems are used. This is because certified wood appliances are more efficient than conventional wood fires.



900 pictured with black cast iron legs option.

Emissions
2.3 g/kg

Overall efficiency
76%

900

BEYOND
SIZE

Osburn is proud to present its 900 wood fire model, the smallest wood fire in the Osburn line which will pack a lot of heat with style! The 900 incorporates the same features and technology of the larger Osburn models. This sturdy little heater will keep you warm and toasty, and will heat up to 120 m². An optional fan is also available for an extra boost. In spite of its size, the Osburn 900 takes an adequate log length of 43 cm, making it an admired option in the small stove market.



Optional fire screen.

Firebox dimensions:
24 cm H
47 cm W
32 cm D

Exterior dimensions:
65 cm H
58 cm W
56 cm D



Optional fan with variable speed control*

Maximum log length:
43 cm



Optional fresh air intake kit.

Fresh air intake kit allows the fire to burn oxygen sourced from outside the home rather than in it. Will also assist combustion in modern air tight homes.

Please note piping for fresh air intake is not included.**

*See the complete technical data on page 12

**See note 1 on page 13.



1000

Emissions
1.5 g/kg

Overall efficiency
66%

1000 pictured with pedestal option.

**BEYOND
FLEXIBILITY**

The Osburn 1000 is the perfect way to effectively heat small areas. This device has all the technical features you need in a high efficiency wood fire. It offers many of the standard and optional features of the other Osburn models, such as pedestal or legs, covered ash drawer, and powerful fan. Overall, this versatile and compact wood fire gives a most impressive performance and is an excellent choice for the discerning buyer.



Optional cast iron door overlay painted black, gold plated or, brushed nickel plated.

Firebox dimensions:
35 cm H
43 cm W
31 cm D

Maximum log length:
41 cm



Optional cast iron legs painted black or gold plated. Includes ash pan and safety lid.

Exterior dimensions on legs:
78 cm H
61 cm W
60 cm D



Optional pedestal and ash drawer with safety lid.



Optional fan with variable speed control.



1600

1600 pictured with brushed nickel door.

Emissions
2.4 g/kg

Overall efficiency
68%

**BEYOND
COMBUSTION**

With its perfect balance between power, efficiency and cleanliness, the Osburn 1600 wood fire is truly unique. The 1600 is a mid-size heating device that earns high marks in performance. Like all wood burning models in the Osburn line, it uses a combustion technology with a secondary air supply tested to meet the latest particulate emissions standards. The particulate matter is burned before being released into the atmosphere for economic combustion that protects the environment. The result is simple, effective and incredibly clean heat.



Optional cast iron door overlay painted black or golden fire brown, gold plated, or brushed nickel plated.

Firebox dimensions:
33 cm H
46cm W
38 cm D

Maximum log length:
43cm



Optional cast iron legs painted black, gold plated or brushed nickel. Includes ash pan and safety lid.

Exterior dimensions on legs:
80 cm H
64cm W
67 cm D



Optional pedestal and ash drawer with safety lid.

Exterior dimensions on pedestal:
82 cm H
64 cm W
67 cm D



Optional fan with variable speed control.



1800

Emissions
1.5 g/kg

Overall efficiency
56%

1800 pictured with black door overlay and black louver and trivet.

2000 pictured with brushed nickel door.

Emissions
1.9 g/kg

Overall efficiency
68%

2000

BEYOND
CHARACTER

The 1800/2200 series symbolizes Osburn's elegance and technical know-how. The 1800/2200 series wood fires are the company's flagship line, and their distinctive bay windows provide a unique view of the wood fire. All the fires in this series are equipped with detachable trivets and practical covered ashtrays. You can also match them to your décor by selecting one of several possible combinations of door and moulding finishes (black, gold or brushed nickel).

BEYOND
CHARM

The Osburn 2000 is one of the latest additions to the Osburn family of wood fires. Its cast-iron door, which features the distinctive lines you've come to expect from Osburn, gives it a look combining the contemporary and the traditional. The Osburn 2000 will delight the most serious of wood fire enthusiasts who want both style and heating power. Variable speed fan, and optional cast-iron legs, make the Osburn 2000 the most sought-after model of the season!



Optional door overlay painted black, gold plated, or brushed nickel plated.

Optional louver and trivet painted black, gold plated, or brushed nickel plated.

Firebox dimensions:
30cm H
43cm W
45cm D

Maximum log length:
41cm



Solid pedestal construction for ultimate stability.

Exterior dimensions:
77cm H
59cm W
60cm D



Ash drawer with safety lid.



Optional fan with variable speed control.



Cast iron door overlay painted black, gold plated, or brushed nickel plated option.

Firebox dimensions:
30cm H
53cm W
42cm D

Maximum log length:
51cm



Optional cast iron legs painted black, gold plated or brushed nickel plated. Includes ash pan and safety lid.

Exterior dimensions:
88cm H
69cm W
76cm D



Fan with variable speed control included.



Optional fresh air intake kit.

Fresh air intake kit allows the fire to burn oxygen sourced from outside the home rather than in it. Will also assist combustion in modern air tight homes.

Please note piping for fresh air intake is not included.**



Matrix

Emissions
1.9 g/kg

Overall efficiency
68%

Matrix pictured with soapstone panels.

2200 pictured with brushed nickel door overlay, louver and trivet option.

Emissions
2.1 g/kg

Overall efficiency
57%

2200

BEYOND CONTEMPORARY

The Matrix wood fire's clean and modern lines is sure to bring a European touch to any room. Inspired by the renowned Finnish fireplaces, the top of the stove includes two rich pieces of soapstone. This Canadian mined soapstone is renowned for its ability to retain heat, and is available also as a kit for the Matrix's side panels. Not only will this provide an eye-catching detail to your wood fire, but is perfect for radiating warmth overnight - a true combination of elegance and utility. Logs can be conveniently placed underneath the large firebox, making the Matrix not only stylish, but practical.

Although similar in many respects to the 1800 model, the 2200 fire is more suited to more intensive, continuous use. Its 20% larger firebox is designed to maintain steady heat over a longer period. A powerful, fan is available as an option. The glass surface of the bay window is also 20% larger than that of the 1800 model, providing a wonderful view of the fire from every angle. In short, the Osburn 2200 offers a perfect combination of utility and enjoyment!

BEYOND STYLE



Optional soapstone or black painted panel kits.

Firebox dimensions:
31cm H
53cm W
42cm D

Maximum log length:
51cm



Reversible door (hinged on left or right).

Ash pan with safety lid.

Exterior dimensions:
94cm H
69cm W
65cm D



Optional fresh air intake kit.

Fresh air intake kit allows the fire to burn oxygen sourced from outside the home rather than in it. Will also assist combustion in modern air tight homes.

Please note piping for fresh air intake is not included.**



Fan with variable speed control included.

Quick connect thermodisc included for heat activation.



Optional fire screen.



Optional door overlay painted black, gold plated, or brushed nickel plated.

Optional louver and trivet painted black, gold plated, or brushed nickel plated.

Firebox dimensions:
31cm H
49cm W
44cm D

Maximum log length:
46cm



Solid pedestal construction for ultimate stability

Exterior dimensions:
82cm H
66cm W
67cm D



Ash drawer with safety lid.



Optional fan with variable speed control.

*See the complete technical data on page 13.
**See note 1 on page 13.

*See the complete technical data on page 13.

Technical data: Freestanding Wood Fires



GENERAL FEATURES

MODEL	900	1000	1600	1800
Colour	Metallic Black	Metallic Black	Metallic Black	Metallic Black
Combustion technology	Non-catalytic	Non-catalytic	Non-catalytic	Non-catalytic
Approximate heating capacity (Note1)	120m2	150m2	190m2	190m2
Overall average efficiency (hardwood)	76%	66%	69%	56%
Door opening size - mm - (W x H)	381 x 193	397 x 213	397 x 215	468 x 218
Firebox dimensions - mm - (W x H x D)	467 x 244 x 318	425 x 351 x 306	464 x 329 x 376	430 x 296 x 449
Emissions : weighted average, in g/kg	2.3g / kg	1.5g / kg	2.4g / kg	1.5g / kg
Glass viewing area - mm - (W x H)	338 x 195	380 x 212	380 x 212	356 x 240
Door frame	Cast iron	Cast iron	Cast iron	Steel
Maximum log length - cm	43	41	43	41
Ash drawer with safety lid	No	Yes	Yes	Yes
Flue size	150mm / 6"			
Glass type	Ceramic glass			
Adjustable handle	Yes			
Self-cleaning glass system	Yes			
Warranty	Limited 10 years			
Safety, emissions and efficiency testing	According to AS/NZS 4013:1999 and AS/NZS 4012			

SPECIFIC FEATURES

MODEL	900	1000	1600	1800
Exterior dimensions and weight				
Height - mm	653	800	824	767
Width - mm	581	610	635	590
Depth - mm	557	603	674	604
Weight	122 kg	119 kg	160 kg	143 kg
Clearances from unit to heat sensitive material (figures 1 and 2)				
1 - Side - mm	470	350	325	450
2 - Back - mm	120	100	125	125
3 - Corner - mm	300	150	150	75
4 - Floor protection on side - mm	200	200	200	200
5 - Floor protection in front of unit - mm	350	300	300	300
Options				
Fan	Optional	Optional	Optional	Optional
Door overlay, painted black	N/A	Optional	Optional	Optional
Door overlay, 24K gold plated	N/A	Optional	Optional	Optional
Door overlay, brushed nickel plated	N/A	Optional	Optional	Optional
Pedestal	N/A	Optional	Optional	Standard
Legs, painted black	Standard	Optional	Optional	N/A
Louvre and trivet, black painted	N/A	N/A	N/A	Optional
Louvre and trivet, 24K gold plated	N/A	N/A	N/A	Optional
Louvre and trivet, brushed nickel plated	N/A	N/A	N/A	Optional
Soapstone panel kit	N/A	N/A	N/A	N/A
Panel kit, painted black	N/A	N/A	N/A	N/A

CLEARANCES TO HEAT SENSITIVE MATERIAL

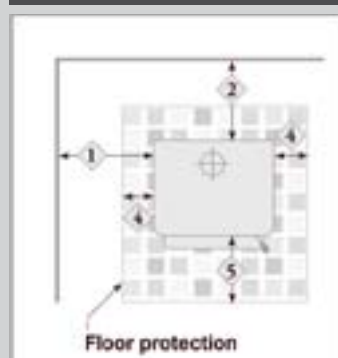


FIGURE 1

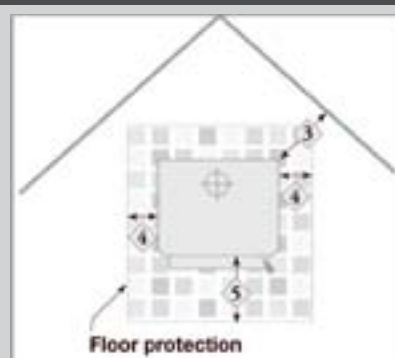


FIGURE 2

Technical data: Freestanding Wood Fires



GENERAL FEATURES

MODEL	2000	MATRIX	2200
Colour	Metallic Black	Metallic Black	Metallic Black
Combustion technology	Non-catalytic	Non-catalytic	Non-catalytic
Approximate heating capacity (Note1)	195m2	195m2	190m2
Door opening size - mm - (W x H)	444 x 228	444 x 224	487 x 227
Firebox dimensions - mm - (W x H x D)	533 x 303 x 424	533 x 305 x 419	486 x 310 x 437
Emissions : weighted average, in g/kg	1.9g / kg	1.9g / kg	2.1g/kg
Glass viewing area - mm - (W x H)	438 x 240	499 x 302	425 x 265
Door frame	Cast iron	Cast iron, reversible	Steel
Maximum log length - cm	51	51	46
Ash drawer with safety lid	Yes	Yes	Yes
Flue size	150mm / 6"		
Glass type	Ceramic glass		
Adjustable handle	Yes		
Self-cleaning glass system	Yes		
Warranty	Limited 10 years		
Safety, emissions and efficiency testing	According to AS/NZS 4013:1999 and AS/NZS 4012		

SPECIFIC FEATURES

MODEL	2000	Matrix	2200
Exterior dimensions and weight			
Height - mm	883	935	815
Width - mm	686	689	660
Depth - mm	762	647	666
Weight	181 kg	244 kg	181 kg
Clearances from unit to heat sensitive material (figures 1 and 2)			
1 - Side	350	290	450
2 - Back	160	100	125
3 - Corner	200	100	75
4 - Floor protection on side	200	200	200
5 - Floor protection in front of unit	300	300	400
Options			
Fan	Standard, Variable Speed	Standard, Variable Speed	Optional
Door overlay, painted black	Optional	N/A	Optional
Door overlay, 24K gold plated	Optional	N/A	Optional
Door overlay, brushed nickel plated	Optional	N/A	Optional
Pedestal	Optional	Standard	Standard
Legs, painted black	Optional	N/A	N/A
Louvre and trivet, black painted	N/A	N/A	Optional
Louvre and trivet, 24K gold plated	N/A	N/A	Optional
Louvre and trivet, brushed nickel plated	N/A	N/A	Optional
Soapstone panel kit	N/A	Optional	N/A
Panel kit, painted black	N/A	Optional	N/A

Note 1: Please note heating capacity will vary home depending on each individual application. Factors such as climatic conditions and amount of insulation may alter the performance of each unit. Please speak to your local dealer for advice on the correct heater for your application.

Technical data contained in this brochure is for reference only. Any installation done must be according to the data and drawings detailed in the Owner's manual.



Matrix Insert

Emissions
1.9 g/kg

Overall efficiency
68%

Matrix Insert pictured with
reversible door

BEYOND CONTEMPORARY

The Matrix wood insert defines the new standards for contemporary look and performance. The availability of a reversible cast iron door, and the option for zero clearance installations make this fire one of the most versatile on the market. Nothing beats the mesmerising effect of a fire, and with the Matrix Insert you can enjoy the ambiance of an open flame by using the optional fire screen. Sleek design and solid construction will ensure this insert becomes the focal point of the room.



Reversible cast iron door
(hinged on left or right).

Firebox dimensions:
30cm H
53cm W
42cm D

Maximum log length:
51cm

Cast iron faceplate (included):
64cm H
92cm W



Optional fire screen.

Exterior dimensions:
With faceplate (included):
64cm H
92cm W
59cm D

Without faceplate:
60cm H
72cm W
54cm D



Heat activated fan.



Optional fresh air intake kit.

Fresh air intake kit allows the fire to burn oxygen sourced from outside the home rather than in it. Will also assist combustion in modern air tight homes.

Please note piping for fresh air intake is not included.**

Technical data: Insert Wood Fires



GENERAL FEATURES	
MODELS	Matrix Insert
Colour	Metallic Black
Burn time (Note 1)	6 to 8 hours
Combustion technology	Non-catalytic
Approximate heating capacity (Note1)	195m2
Estimated peak output (hardwood)	20 kW
Overall average efficiency (hardwood)	68%
Door opening size - mm - (W x H)	444 x 224
Firebox dimensions - mm - (W x H x D)	533 x 303 x 419
Emissions : weighted average, in g/kg	1.9g / kg
Glass viewing area - mm - (W x H)	449 x 302
Fan	Standard, one speed
Door colour	Painted Black
Door frame	Cast iron w. logo
Maximum log length - cm	51
Flue size	150mm / 6"
Glass type	Ceramic glass
Adjustable handle	Yes
Self-cleaning glass system	Yes
Safety, emissions and efficiency testing	According to AS/NZS 4013:1999 and AS/NZS 4012

SPECIFIC FEATURES	
MODELS	Matrix Insert
Exterior dimensions and weight	
Height - mm	638
Width - mm	918
Depth - mm	586
Weight - kg	215 kg
Clearances from unit to combustible materials (see figure 1)	
A- Combustible adjacent sidewall - mm	30
B- Combustible side surround - mm	80
C- Combustible top surround - mm	670
D- Combustible mantle shelf - mm	760
E- Minimum floor protection in front of unit - mm	500
F, G, H- Suggested fireplace opening** - mm (Hx W x D)	622 x 781 x 541
F, G, H- Suggested fireplace opening for zero clearance application** - mm (Hx W x D)	780 x 894 x 601
I- Maximum projection of shelf - mm	250
Projection into the room, minimum / maximum - mm	50 / 100
Faceplate dimensions	
Regular in cast iron (included) - mm - (H x W)	638 x 918

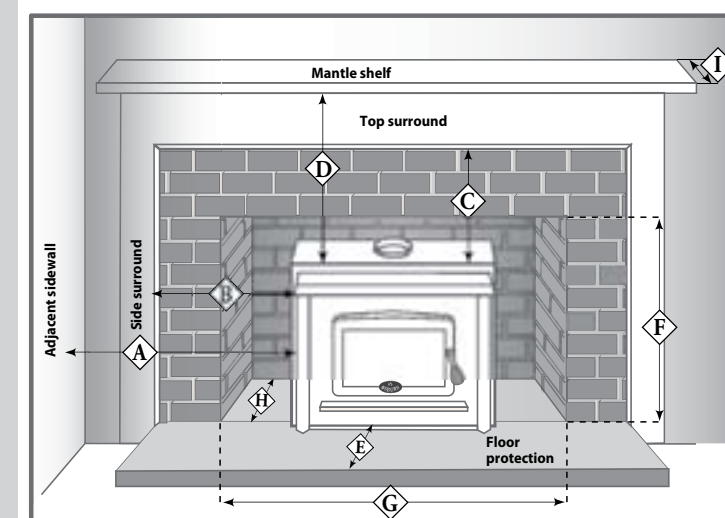


Figure 1

**Technical data and suggested fireplace opening contained in this brochure are for reference only. Any installation must be done according to the data and drawings detailed in the Owner's manual.

Note 1 : Fresh air intake requires 5" flexible insulated piping.



OSBURN WARRANTY

All our Osburn fires are guaranteed for 10 years.


We warranty our fire boxes to be free from defects in material or workmanship under normal use and service. The warranty (on the firebox excluding attachments) is for 10 years from date of purchase.

*1 year warranty on all internal fire parts.



GlenDimplex
AUSTRALIA

Unit 1, 21 Lionel Road
Mount Waverley, Victoria 3149
Tel. 1-300-554-155
Fax 1-800-058-900
E-mail: sales@glendimplex.com.au
Web: www.glendimplex.com.au



Schott Robax Ceramic Glass

The OSBURN-SCHOTT ROBAX system is one of the highest quality glass and heater product combination on the market. This allows OSBURN to offer a Limited Lifetime Warranty on Robax ceramic glass for all OSBURN appliances.

Conducted consumer studies identify that people want an unobstructed view of the fire, but without compromising safety. The glass "shield" is seen as the needed protection from the fire's unpredictable aspects. OSBURN chose the SCHOTT ROBAX solution delivering all of the benefits that a consumer wants out of a fire but without the risks associated to it.

Because the way the entire system works together (SCHOTT ROBAX ceramic glass and OSBURN technology), it is the most efficient glass solution available in the market given its high IR transmission values and its high temperature resistance. A high IR transmission means that the heat produced inside the firebox is transferred through the glass more efficiently. The OSBURN-SCHOTT ROBAX ceramic glass can withstand the highest temperatures of any glass on the market.

For more details go to:
www.osburn-australia.com

Authorised stockist :

Notice: Some changes may have been made to the products or technical data after the publication of this brochure. Osburn reserves itself the right to modify its products at any time without any obligation.